




ATIDT Co.,Ltd

ATID Reader SDK Programmer Guide for Android

ATID Reader Products

Kim Chang-jun
2017-10-30

	ATID Reader SDK Programmer Guide for Android						
ATID Reader Products					Company	ATID Co.,Ltd	
Document		Composer	Kim Chang-jun	Date	2017-10-30	Version	v0.2

History of revision

Version	Date of revision	Reason for revision	Details of revision ²	Prepared by
v0.1	2017-03-07	Draft		Kim Chang-jun
v0.2	2017-10-30	Revision	- Change in devdevelopment environment Eclipse Neon - Addition of SDK Library .	Kim Chang-jun

¹ Reason for revision : enter whether detail of enactment or revision is addition, modification or deletion.

² Reason for revision : describe page number which revision is made and detail of change



	ATID Reader SDK Programmer Guide for Android						
ATID Reader Products					Company	ATID Co.,Ltd	
Document		Composer	Kim Chang-jun	Date	2017-10-30	Version	v0.2

Table of contents

Table of contents.....	3
1. Overview.....	4
2. Composition.....	4
3. Project composition	5
3.1. Creation of Eclipse project and registration of SDK Library	5

		ATID Reader SDK Programmer Guide for Android					
ATID Reader Products					Company	ATID Co.,Ltd	
Document		Composer	Kim Chang-jun	Date	2017-10-30	Version	v0.2

1. Overview

This document is to describe how to develop application program by using ATID Reader SDK Library .


Development environment is eclipse Neon. Describes how to build development environment to use ATID Reader Demo.

2. Composition

The table below shows composition of ATID Reader SDK Library.

File name	Type	Description	Note
atid.lib.jar	jar file	ATID Reader SDK Library	
atid.lib.atx88.jar	jar file	ATID Reader SDK Library	
atid.lib.module.barcode.jar	jar file	ATID Reader SDK Library	
atid.lib.module.rfid.uhf.jar	jar file	ATID Reader SDK Library	
atid.lib.reader.jar	jar file	ATID Reader SDK Library	
atid.lib.transport.jar	jar file	ATID Reader SDK Library	
atid.lib.util.jar	jar file	ATID Reader SDK Library	

Above jar files are used in developing application program.

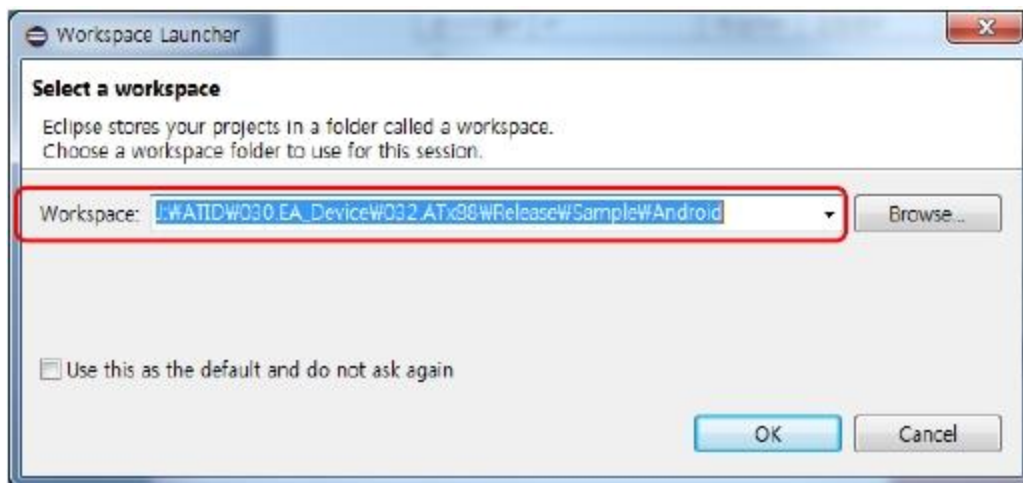
		ATID Reader SDK Programmer Guide for Android					
ATID Reader Products					Company	ATID Co.,Ltd	
Document		Composer	Kim Chang-jun	Date	2017-10-30	Version	v0.2

3. Project composition

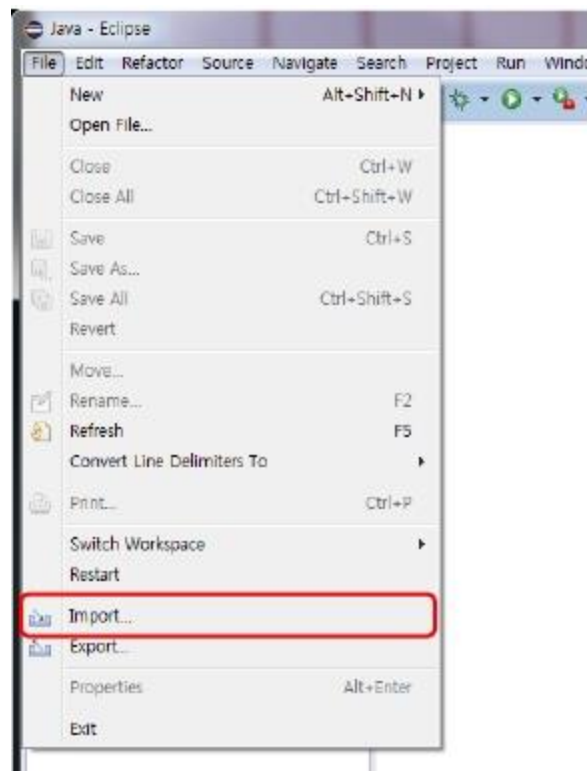
This chapter describes the project composition intended for the use ATID Reader Demo Sample.
This project creates Android project with eclipse.

3.1. Eclipse project creation and registration of SDK Library

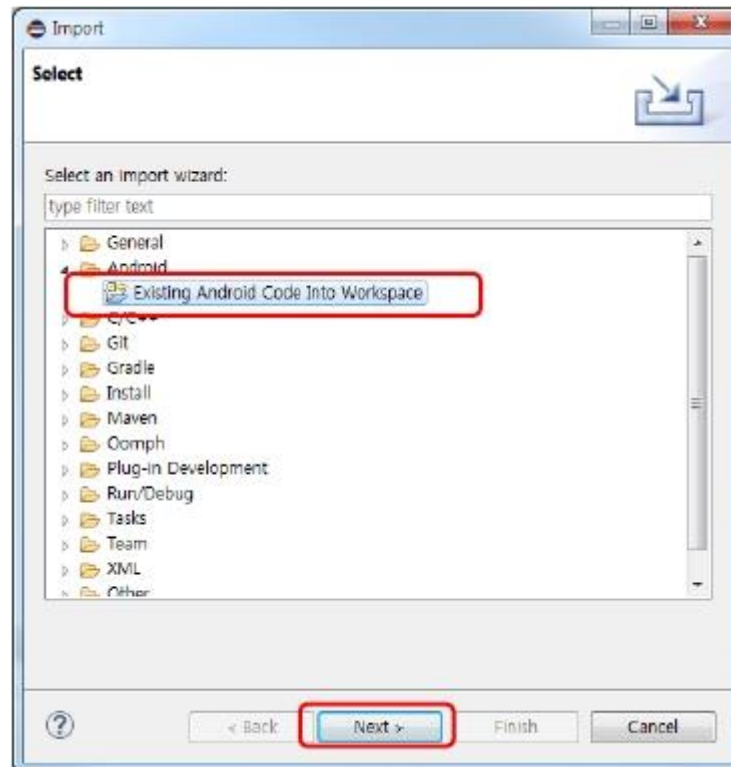
Execute Eclipse to select or enter parent folder of ATID Reader Demo and click "OK" button.



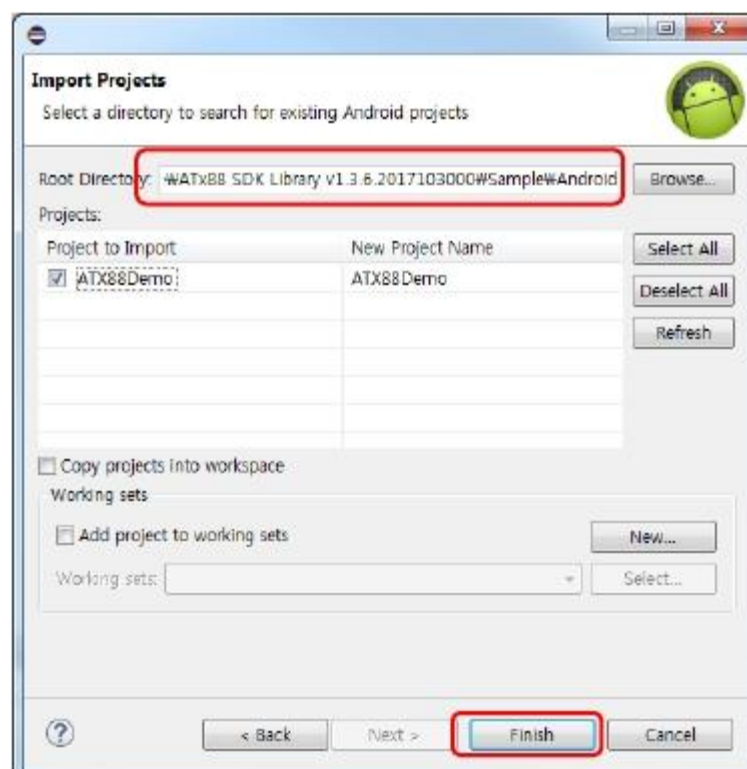
Select File > Import .



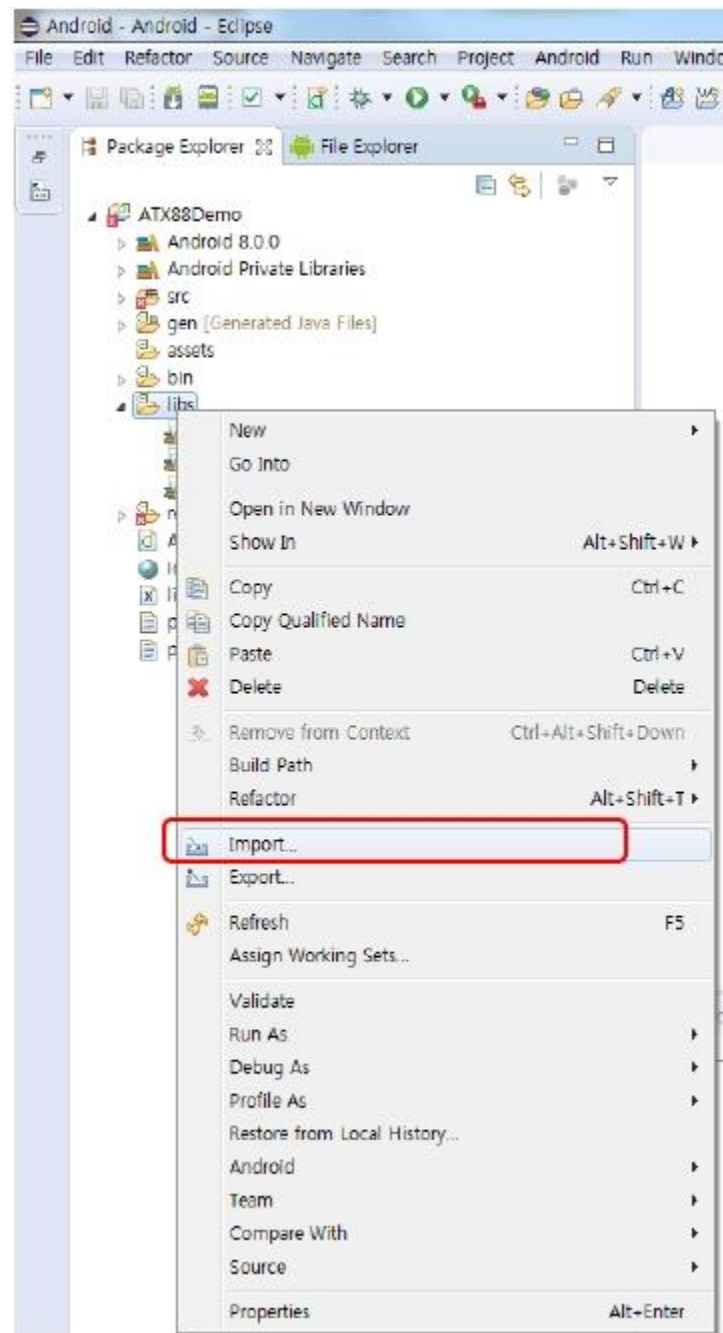
Select General > Existing Projects into Workspace .




Select or enter parent folder of ATID Reader Demo then click "Finish" button.

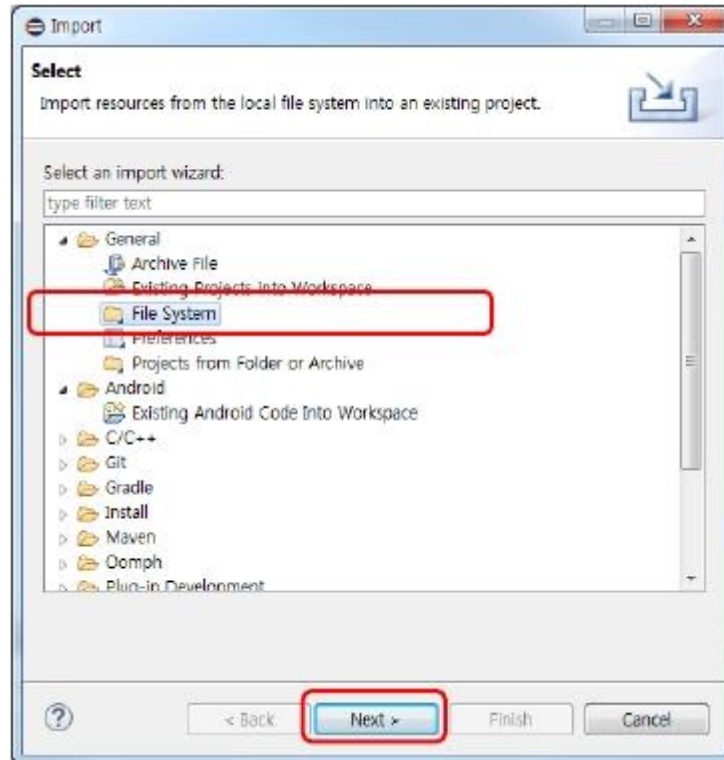


Select Import to register Library .



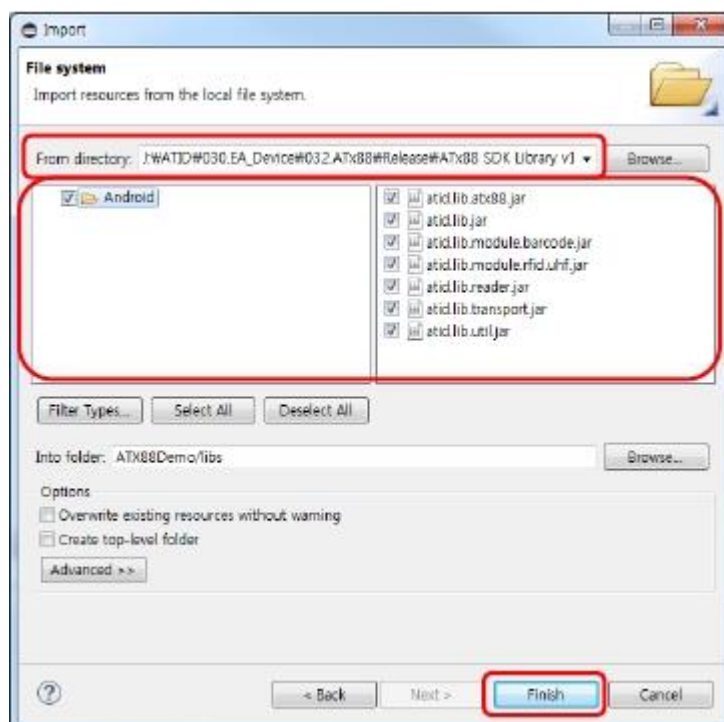
		ATID Reader SDK Programmer Guide for Android					
ATID Reader Products					Company	ATID Co.,Ltd	
Document		Composer	Kim Chang-jun	Date	2017-10-30	Version	v0.2


Select General > File System and then click "Next" button.



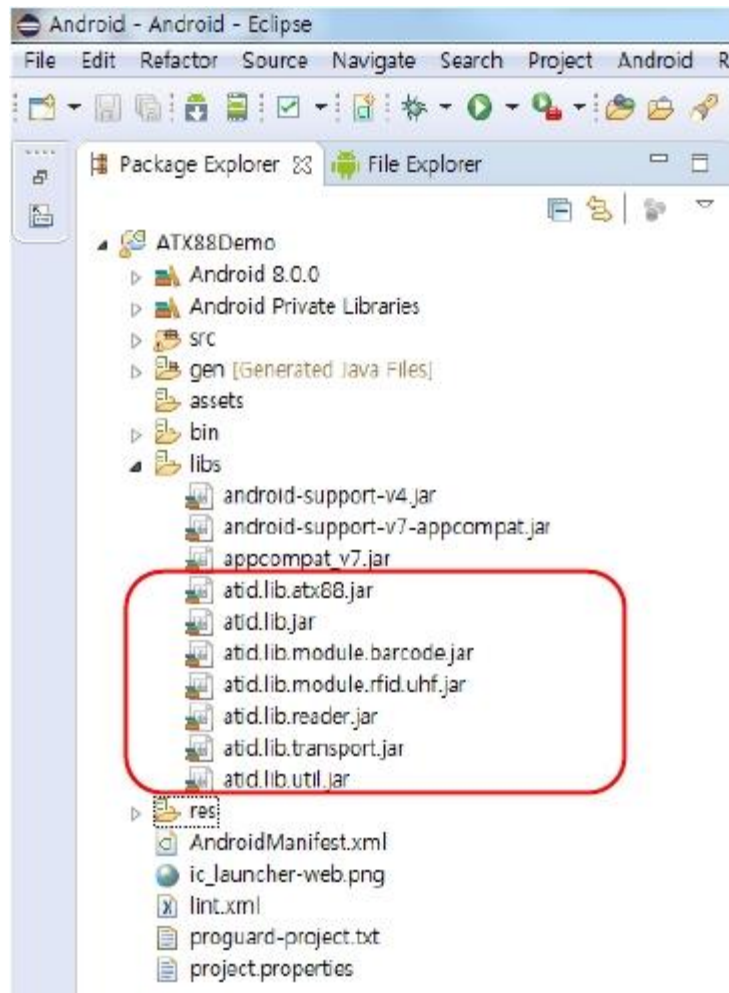
Select a folder with SDK Library file.

Select Library jar file needed as shown below and click "Finish" button.



		ATID Reader SDK Programmer Guide for Android					
ATID Reader Products					Company	ATID Co.,Ltd	
Document		Composer	Kim Chang-jun	Date	2017-10-30	Version	v0.2

SDK Library jar file needed is registered and copied as shown below.



Creation of project to execute ATID Reader Demo is completed.